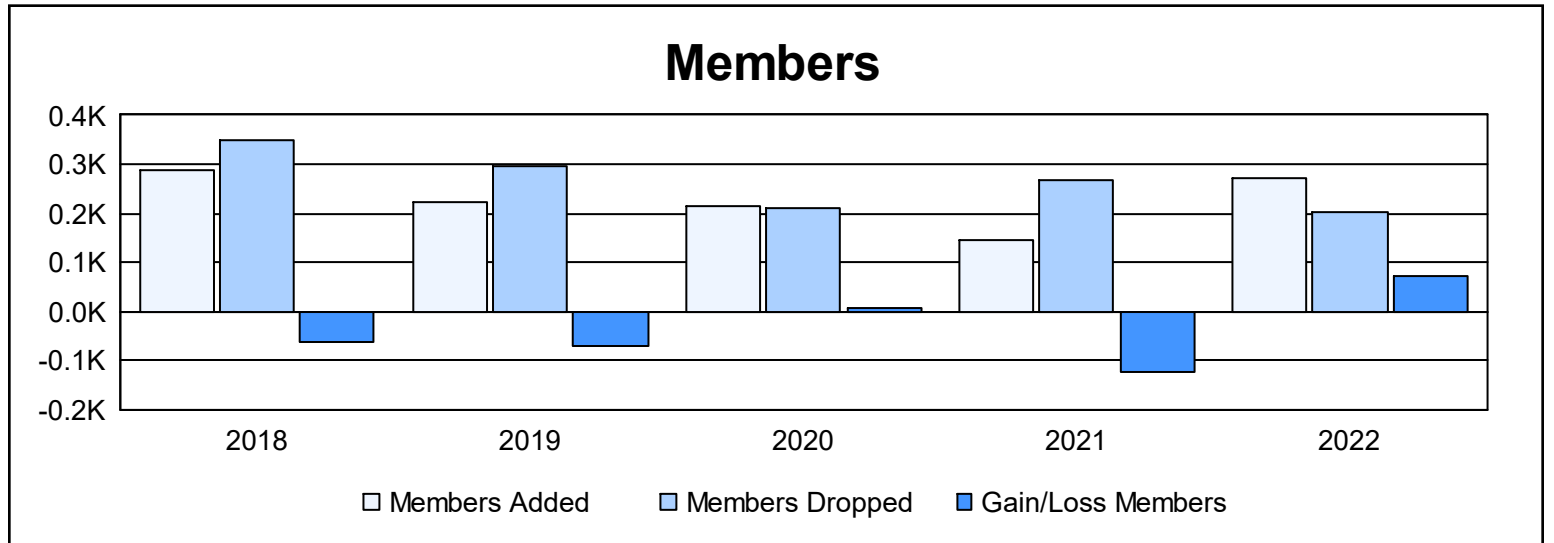
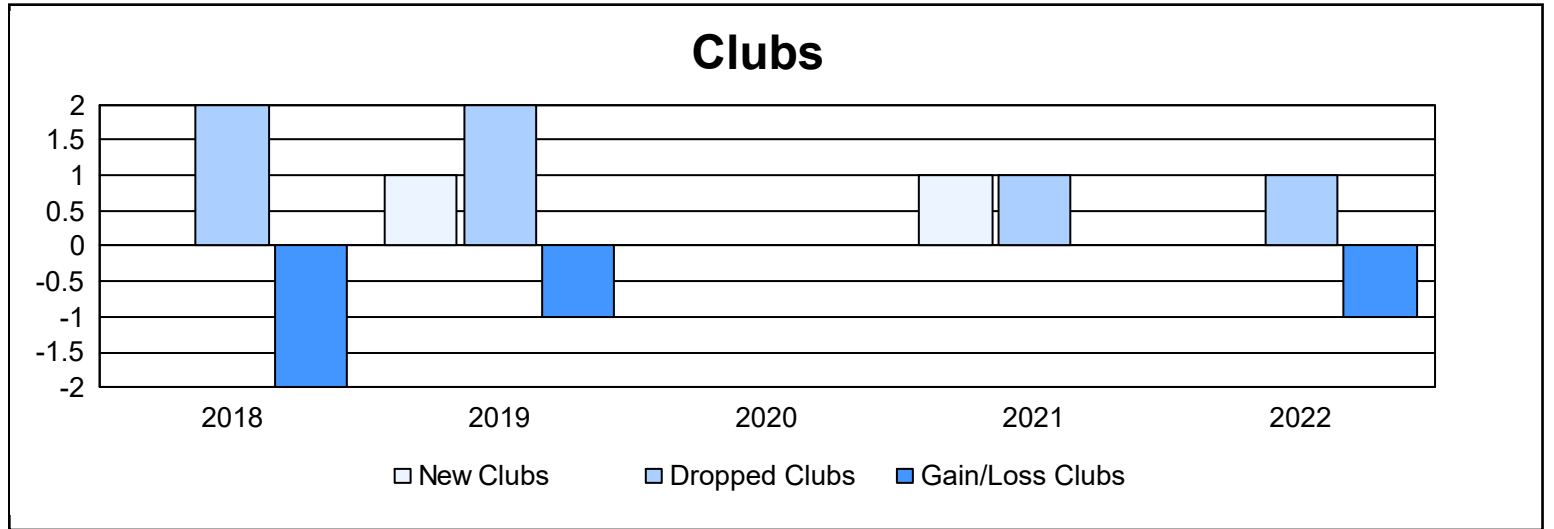
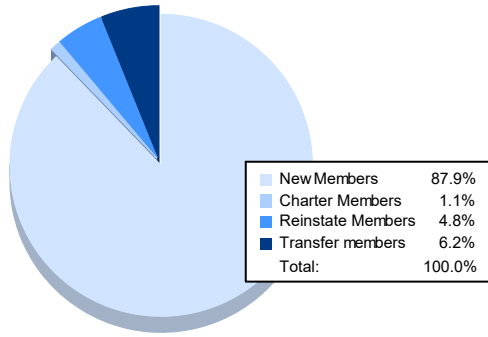


Year	New Clubs	Dropped Clubs	Gain/ Loss Clubs	New Members	Charter Members	Reinstate Members	Transfer Members	Total Member Added	Total Members Dropped	Gain/ Loss Members
2017-2018	0	2	-2	252	1	10	26	289	350	-61
2018-2019	1	2	-1	178	24	13	8	223	295	-72
2019-2020	0	0	0	196	0	12	7	215	210	5
2020-2021	1	1	0	107	28	7	3	145	268	-123
2021-2022	0	1	-1	240	3	13	17	273	202	71
<b>Average</b>	<b>0</b>	<b>1</b>	<b>-1</b>	<b>195</b>	<b>11</b>	<b>11</b>	<b>12</b>	<b>229</b>	<b>265</b>	<b>-36</b>



### Membership Composition June 2022 Cumulative



### Gender Composition June 2022 Cumulative

